

## **INTERNET OF MEDICAL THINGS: BIOMEDICAL DATA MANAGEMENT AND ANALYTICS FOR ELECTRONICS HEALTH RECORD**

**Mr.P.Mathivanan<sup>1</sup>, Dr.K.Mahalakshmi<sup>2</sup>, Mrs.D.MohanaPriya<sup>3</sup>, Mrs.S.Pavithra<sup>4</sup>**

**KIT - Kalaigarkarunanidhi Institute of Technology,  
Coimbatore, India.**

### **Abstract:**

Big Data Analytics and IoT are raising fields as of late and an enormous measure of information is created regularly so that dealing with this information is vital to be sure. The information being gathered should be examined and experiences got can be profited from the vast majority of the associations. IoMT gadgets are turning into a piece of biomedical application from patient checking frameworks, advanced mechanics medical care, wearable gadgets and so forth, The IoT innovation is truly advantageous to specialists and patients because of their fluctuated medical services applications. Since an immense measure of information is communicated step by step there is plausible misinterpretation used to happen.

The prominent one is that the electrical movement of cerebrum observing is proposed yet not executed. Medical care experts have additionally benefited by this online and electronic stages to further develop their clinical works on utilizing programmed updates, prompts with respect to inoculations and malignant growth screening and so forth, Numerous associations are going to AI, to utilize these information archives and furthermore these information is isolated into organized and unstructured information. Organized information can be approved and deciphered effectively dissimilar to unstructured information. Unstructured information needs computational handling and henceforth Natural Language Processing (NLP) has advanced with the goal that the equivalent is one of the strategies for handling unstructured text notes.

The volume of information in the medical care industry is expanding continually thus Data digitization can defeat this issue. The improvement of EHRs (Electronic Health Record) has an upgraded way in the total clinical record of a patient. Huge Data Analysis assembles another way to deal with medical services frameworks that possesses to appraise the sensible energy for making reasonable discretions, put together future perspectives and expand time esteem. EHRs additionally give proper information in regards to the quality consideration of worker medical coverage programs and can assist with controlling the expanding expenses of protection benefits. At last, EHRs can decrease or massively annihilate deferrals and perplexity in the charging and claims organization region. This is the explanation which caused Data examination to develop at its top lately and has helped in settling on better choices and too this likewise helped in arranging the board and estimations of the medical care industry. One significant region where examination can streamline endeavors is the administration of emergency clinic, establishment gifts and awards. Gifts are the premise of their yearly spending plans, so arranging and following costs is significant for defining proper objectives. Besides, it helps in following contributor commitment.

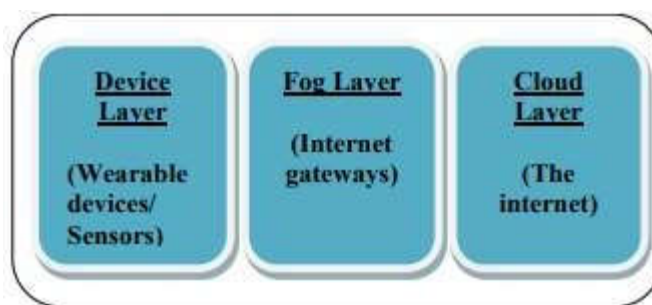
Using the bits of knowledge acquired from IoT information could work on tolerant consideration. Thus information investigation and IoMT are blasting fields and fundamental in overseeing information.

## 1. INTRODUCTION:

The soundness of an individual is vital to lead a serene and fruitful life. As per the World Health Organization (WHO), wellbeing condition of a normal and abnormal wellness without even a trace of infections and sickness. Medical services is the most common way of keeping up with or further developing wellbeing with the assistance of counteraction, determination, therapy for sickness and injury. A large portion of the traditional medical services utilize manual administration and upkeep of patient segment information, case the past, prescription, charging, medicine reserve support they prompts person mistakes & influences patients. Internet of things (IoT) shrewd medical care conquers the human blunders and assists the doctor with diagnosing the illnesses all the more effectively and precisely by interconnecting every one of the indispensable boundaries observing gadgets over an organization with a choice emotionally supportive network.

The clinical things which have the office to move information over an organization without requesting person to person or person to PC cooperation's were named called as the Internet of Medical Things (IoMT). It contains sensors and devices to gain biomedical signs from a enduring, handling part to deal with the biomedical signs, an organization gadget to communicate the biomedical information and a brief or super durable stockpiling unit, a representation stage with man-made brainpower plans to take choice as per the accommodation of doctor for brilliant framework predominantly is called as a Internet of Medical Things.

The IoMT is an associated framework of clinical gadgets, programming applications, and wellbeing frameworks and administrations to keep in mind that a developing pool and general reception of IoT advances are helping numerous enterprises, which rushes of sensor-based devices including wearable's and independent gadgets for far off quiet observing and the marriage of web associated clinical gadgets with patient data that eventually separate the IoMT environment.

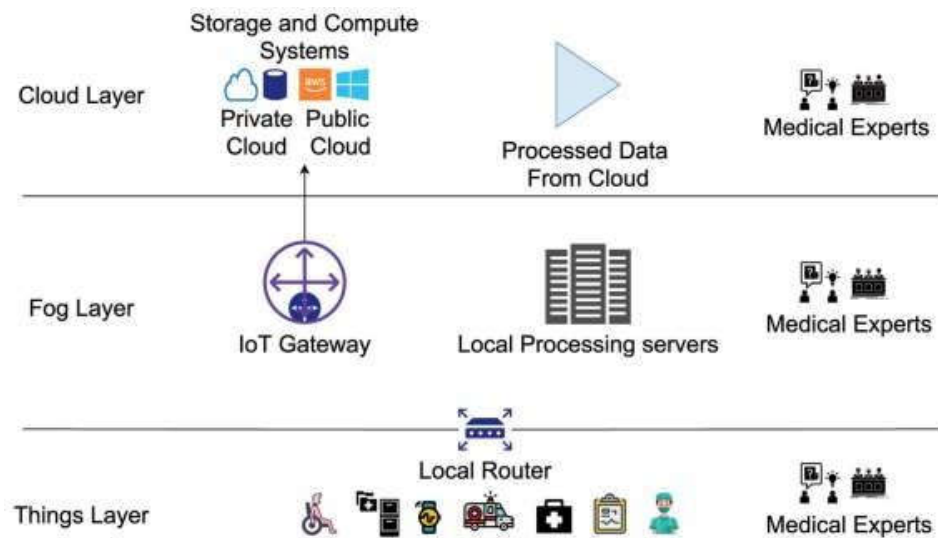


*Figure 1: Architecture of IoMT*

In the clinical area, Internet of Thing is normally called as Internet of Medical Things(IoMT), which has altered the clinical region for recently evolved far off medical care framework about friendly merits, insight, and viable finding of sickness. Because of the diligent calculation of IoT, it is easy to deal with the clinical destinations like specialist's recommendation, cures and clinical devices just as tolerant proceedings. Its Making the information of Machine Learning and Internet of thing data are the wellbeing checking framework exceptionally powerful and arranged clinical arrangements are utilized by customized occasions preceding human use. In accordance with this, brilliant medical care permits telehealth, telerehabilitation, telesurgery, and telemedicine which endorse the far off systematic consideration just as patients' perception at any spot. It isn't relevant to send wearable apparatuses for physiological assessment; in any case, it is a fundamental element for brilliant medical services which fosters an entire organization where the clinical hubs are attached to the normal person structure, making remote sensor of organizations. It plays out the activity of moving clinical information to utilize the web of clinical (IoMT) models. It includes 3 significant parts to be specific, BSN, Gateways and cloud focus. Lately, IoMT upholds enormous spaces to give medical care administrations too far off partners. Clinical information created from clinical hubs is given to particular managers to approve the patient's data at whatever point it is required.

The following features of Internet of Medical Things were described below point by point.

- 1) Review the essentials fundamentals basis of the IOMT structure as different techniques of sort it gives provides to the arrangement of data should be security and also should be limit the transmission data.
- 2) The sort of attacks are available in the methodology of security and adaptability, they can't give total assurance from most acknowledged attacks zeroing in on these structures.
- 3) The attacks of IOMT shows the surface of the methods to security was attacks are against the combine to create attacks IOMT system was actually assigned.
- 4) The features of the IOMT structure was proposed that the highly security provided to the piece of features for these methods. They structure Frameworks IOMT information assortment, transmission, and capacity. We have thought about the requirements for these gadgets in our system.



**Figure 2: Operations within layers in IoMT**

IOMTs engineering are comprises 3 layers (Figure 2). There are three layers: (1) things layer, (2) fog layer and (3) cloud layer. An adjusted adaptation of the design present in [3]. The engineering medical care specialists likewise impart straightforwardly through the switch between the Things layer, Fog layer and from beginning to end neighborhood handling servers at the haze layer. Each and every layer is depicted underneath:

**a) Things Layer:**

The things layer comprises patient observing gadgets, sensors, actuators, clinical records, drug store controls, nourishment routine generator and so on. Straightforwardly of these layer touch the clients biological system. All the information from components, for example, wearable's, patient-observing information and remote consideration information is gathered at this layer. The gadgets utilized at this ought to be safely positioned to guarantee uprightness in the information gathered. The neighborhood switches in the biological system are liable for associating these gadgets for mist layer. Information is additionally handled at the haze and the significant data was produced by the cloud layer. Decrease postponement, medical care specialists help the unwearied with information all the way through this switch.

**b) The Fog Layer:**

Fog layer works different between the two layers of things and cloud layer of the IOMT. Its comprises neighborhood system of servers and entryway gadgets scantily conveyed mist organizing system. The neighborhood handling influence is tackle the last layer gadgets continuous reaction for their clients. Server was additionally to oversee, regulate the system security and trustworthiness their framework. It was passage gadgets at this layer are answerable for diverting this information from cloud layer of the servers additional handling. Further, to

decrease the postponement, the medical care specialists can help the patient with information through this switch.

### *c) The Cloud Layer*

The cloud layer comprises information stockpiling and calculation assets for the information to be examined and infer dynamic frameworks in light. It was additionally offer a tremendous was reached to consolidate enormous clinical - medical services frameworks to deal with their regular daily tasks effortlessly. It was comprises cloud assets the information produced from the clinical foundation put away from the insightful occupation may well be preceded since considered significant later on.

## **2. BACKGROUND**

In the new years, there have been numerous themes connected with handling enormous informational indexes or ordinarily known as Big Data. Normal huge information is typically an elective handling for enormous or complex informational collection. An elective handling is expected to deal with this huge information because of the way that typical handling is once in a while not enough to deal with the enormous information. Now and then, the information is extremely enormous large size as well as doesn't accept the personal computer of RAM; consequently elective strategy was expected toward handle information. A different occurrence wherever we really want elective handling of huge information is the point at which the information is perplexing to such an extent that it is exceptionally delayed to deal with the information. Generally, the issues of large information possibly will be characterized as five V as Volume, Velocity, Variety, Veracity and Value Every year, how much information of biomedical system determination of increase and all through the year of 2012, information amount be approximated at five hundred petabytes along with resolve add to twenty five thousand petabytes. At present are numerous instances the enormous informational indexes, which be able to identify Big Data in addition to add the large amount of information referenced within the past sentence.

Furthermore, there have been a few conversations with respect to the structure to handle this enormous large database system. These datasets could go from clinical records to a few sign information, like ECG information. These datasets are essential, as it could assist us with comprehension about the determination of a few fatal illnesses. This is additionally upheld by Huang et al that huge information can assist with tackling a few issues. As per Huang, a few advancements in huge information that might assume a division in healthcares are inducing quality of air, and articulation quantitative characteristic loci, web based pestilence reconnaissance, framework suggestion for medical services, and numerous different applications. The models and a few sorts of clinical dataset will be additionally examined in segment 2. This chapter is coordinated as follows; segment two will examine the sorts of biomedical information. The following segment will examine about a few structures with respect to handle those enormous datasets.

## **2.1 IOMT TYPES:**

IoMT structures give the fundamental or further created help for certain illnesses. The principal contraptions are medical devices of implantable on behalf of explicit sicknesses, e.g., pacemaker in favor of heart conditions. Of course, aiding contraptions are generally wearables for additional created clinical consideration knowledge, e.g., savvy watches. These qualifications position of the IoMT structures into two classes: 1) implantable clinical contraptions and 2) Internet of Wearable Devices (IoWDs).

### **a) *Implantable Clinical Contraptions:***

Contraption that is entrenched toward override, sponsorship, otherwise overhaul natural plan is the Implantable Clinical Contraptions, Example of a medical device is used to control the peacemaker so as to helps manage weird heart pulses. Lifting heart of the pound by the side of an ordinary speed accepting to throbbing exorbitantly speedy otherwise unnecessarily lazy and a couple of popular IMDs and their course of action regions of the normal person body. Lately, they proposed to the issues of handle the devices of implantable medical devices related to the wired devices. IMDs as the in addition to large little and comprise amazingly long sequence terms. Therefore, power of low usage, minimal additional room, and little batteries that continue to go long are major necessities on behalf of these contraptions near keep on inside a normal person body for a extensive moment. Intended for request, innovator supplements will regularly last five to fifteen years.

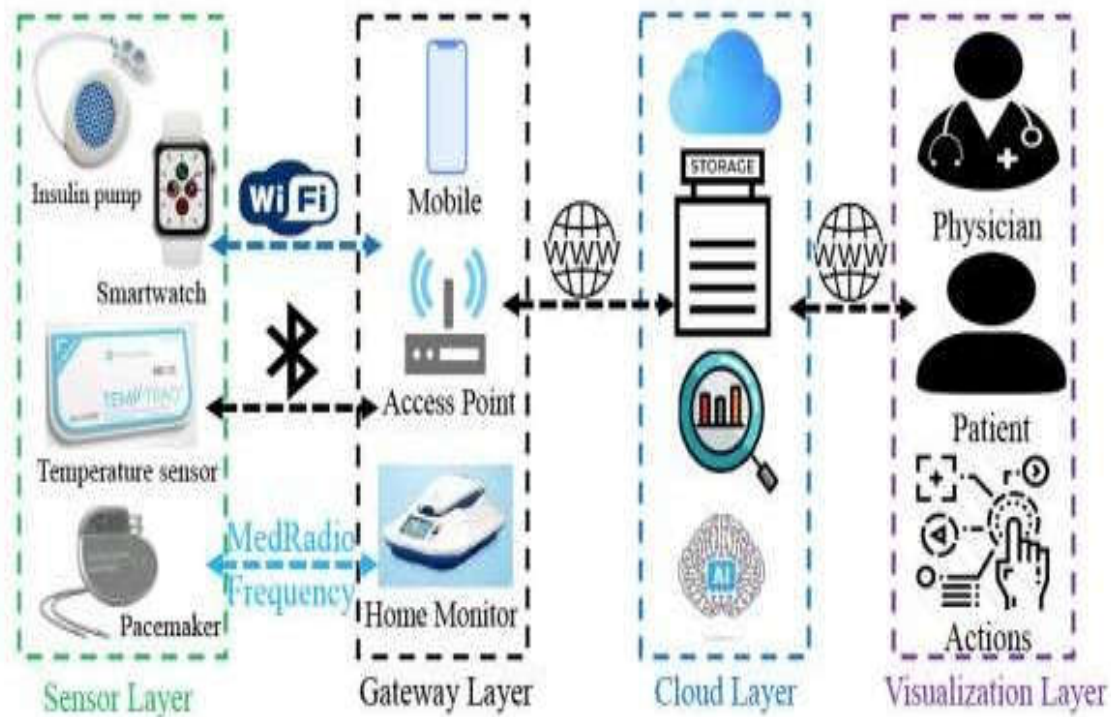
### **b) *Internet of Wearable Devices:***

Individual devices worn the screen used to biometrics, e.g., beat, as well as could help with chipping away at individuals' overall prosperity. Models consolidate splendid watches, fall acknowledgment band, electrocardiogram (ECG) screens, and circulatory strain screens. Splendid watches are, as of they used biometrics of IoWDs screen, for instance, heartbeat and improvement. The checking be capable of be worn to perceive slow and fast heartbeats when the individual isn't dynamic. The innovative watches similarly hold up descend area and reading of ECG distinguish the diseases. At present comprehensively worn for patient of noncritical situation noticing that devices , it was accurately maintain the length of battery obstacles which was monitored by sensor, that have used in IMD fundamentals sensors.

## **2.2 IoMT SYSTEM ARCHITECTURE:**

System structure of IOMT was scheduled typically the four layers as shown in figure. Specialist of examination was proposed the data storing at the beginning of the arrangement stage of the individual biometric and produced result portrayal with these layers. Also, the tolerant be capable of similarly envision their on the whole prosperity position starting the cloud. Among the in progress advance in IMDS, IoWDs, and IMDs for the most part share a comparative design,

taking into account that IMDs can talk by way of the sections, as exemplified by Medtronic pacemaker.



**Figure 3: IoMT System Architecture**

**a) Sensor Layer:**

Sensor Layer involves a lot of minimal inserted or dilapidated sensors with the purpose of accumulate the patient's biometrics. The data are shipped off the second layer over far off shows, similar to wireless fidelity, Bluetooth, and over the Med Radio repeat (RF) range detained used the IMDs.

**b) Gateway Layer:**

As a result of the taking care of and limiting cutoff points of sensors of IOMT was examined that the data moved the ensuing layer. The gateway layer was proposed that the phone of patient are generally additional noteworthy to the devices. The basics of artificial intelligence examination can play major role of this layer, that was data preprocessing and data accumulation. Finally all the collected data using sensor they send to the internet devices.

**c) Cloud Layer:**

The cloud layer is liable for getting the data from the entryway for limit, assessment, and secure access. The assessment may fuse data taking care of to find any movements in the patient's

prosperity and acquainting them with the specialists or patients for extra exercises. The key age server (KGS) is at risk for creating IDs and keys for various system center points. The induction to the sensors can be remotely supervised and controlled from this layer.

**d) Visualization/Action Layer:**

Visualization layer, the acquainted data with the specialists and the patients on the way to follow their prosperity. It was like manner consolidates the exercises proposed by the specialist considering the patient's sicknesses. Examples of exercises suggest suggesting or changing the estimations for various drugs.

## **2.3 IoMT SECURITY MODEL**

We examine the dangers toward the IoMT frameworks' information next to three distinct stage. Additionally, there are the IoMT frameworks' prerequisites of security and for the most part classify countermeasure methods. In resulting segments, every countermeasure class will be additionally definite with its related methods and used in IoMT frameworks.

### ***IoMT Threats at Different Stages***

Information of all the patients secure data through the assortment ,capacity with all stages.

**a) Data Collection:**

The patient's information of assortment in the sensor layer is the principal phase of an framework of IoMT . Assaults next to this phase can be programming (information altering) otherwise equipment such as sensor equipment control assaults. The impacted of sensor equipment can assuming the undermined to the life of patient. Consequently, securing the information against these assaults is fundamental on the way to maintain the framework operation.

**b) Data in Transit:**

This type of IOMT threats stage was remembers the devices interchange between the layers of IOMT architecture.This stage remembers interchanges between the gadgets for each of the four layers, e.g., the correspondences between the IoMT sensors in the sensor layer and the AP in the door layers. Assaults at this point be able to control otherwise obstruct sensor information to be sent. In this way, getting beside the assaults would keep up the information beginning impacted though creature from the four layer was moved.

**c) Data in Storage:**

The information of patient was gathered in addition to communicated starting the sensor and entryway layers, they put it away from the cloud layer and change it from taking record certifications tasks or appropriated DoS (DDoS) assaults. Hence, ensuring the information in this layer as well as the perception layer commencing several unapproved contact was fundamental.



The greater part that the information is inactive more often than not; subsequently, they are at more danger than some other stage.

### **3. CHALLENGES OF BIOMEDICAL DATA MANAGEMENT:**

#### ***A. Biomedical Imaging Data***

A delineation of undertaking that used this data is perceived chest or frontal cortex harmful development disease. This endeavor is done by recognizing plans from or pictures. In 2016, I tried dealing with huge MRI data. The makers communicated that customary treatment of these datasets are lacking as time is a critical prerequisite in finding. Thus, they contemplated that there ought to be an instrument in taking care of, making due, and taking care of a tremendous biomedical imaging enlightening file. Another assessment that completes biomedical imaging data in tremendous data was coordinated by specific people.

#### ***B. Biomedical Signal Data***

Data of biomedical was coupled with the signal types of electroencephalography (EEG) and electrocardiography (ECG). EEG worn toward the realize mind movement as well as determine frontal cortex work. It furthermore used to eliminate edifying frontal cortex spatiotemporal-extraordinary models or to derive utilitarian accessibility compare the different area of brain parts. Heart beat signal is now prospering the ECG can be used from our heart. Each and every patient have different case of signals exception models of ECG. Activities of heartbeat were recognizing the express solicitation. A particular time period of ECG recorded data was improved in the singular heartbeat. Thus taking care of what has diminished and the amount of time is also managed for the tremendous of data proportion.

#### ***C. Patient Health Records Data***

Records of prosperity patient were the checkups with the medical history of the patient records. Thus all the data must contains the all details of patient results such as lab test, ECG records and describe the already taken patient medical description also. Patients medical data was concentrated with the medical history records of patients. Accepting the clinical master could understand that data of medical information might assist them with preparing designed for meds affliction, holding disease back as of dispersion significantly, setting up prescription with patients taken treatments meant for contamination. The medical records may well be similarly productive in favor of the following wellspring an ailment. Patient medical record was holding back on or after scattering, and expecting that it was another ailment, it might exist future assessment to come across the solution meant for the ailment. The maker communicated that information that was amassed from a couple of sources could help with working with a clinical powerful cycle. The maker later fuses a once-over of likely examinations of enormous data in prosperity and focuses on the clinical records of patients.

#### 4. BIO MEDICAL DATA MANAGEMENT FRAMEWORK

Large information system has been created in a particular case. Information Management structure consisted of three significant compositional parts: information conglomeration, information handling, and information representation. Then again, proposed a huge information system, which was tried by ECG informational indexes, comprising 4 parts: information obtaining, preprocessing, information, conglomeration and capacity gadget, handling server and dynamic unit. Both systems are really very unique and the stages are information total, information preprocessing, information investigation handling and representation of result.

##### **A. *Data Aggregation***

Next to the collection of phase information, three cycles be performed, i.e. information securing, the information change, and information stockpiling. In information procurement, the same is pulled from different information sources. In the subsequent stage, the information is changed so the information is predictable, apparent and effectively broken down. In the last stage, the completed information put away the objective data and set changes like Hadoop disseminated document framework (HDFS) or as cloud. Ordinarily, this stage utilized information distribution center procedures.

##### **B. *Data Preprocessing***

They performed the taking of data with full care of normalization of data and decline dimensionality done with step of data preprocessing. The customer was represented this stage was not much more taking care of huge amount of data collection. Data Preprocessing is must essential in all the data set used in system. They have data used was different scopes in normalization stages.

##### **C. *Data Analysis Processing***

Information investigation handling process, did handling toward create specific data to improve and speed up the dynamic analyzer. A model is the grouping of illnesses for the picture information, the determination of infection indications that the patient looked at by the history of different patients. Instances of characterization tasks utilizing biomedical arrhythmias are arrhythmias arranged in light of the ECG signal. By utilizing AI arrhythmia characterization should consequently be possible. Cardiologists might benefit from outside input to make choices all the more rapidly to analyze cardiovascular illness (CVD). FLVQ-PSO strategy for naturally grouping arrhythmia. What's more, models examination handling that likewise should be possible is mitosis identification in bosom malignant growth histology pictures. Research utilized profound figuring out how to construct recognition.

##### **D. *Result Visualization***

It was imagined when the results was completely examination cycle was done. Patient medical records can be checked, cautions and preventively taken measures from the examiners. Examiners was significant the extraordinarily information collected.

#### ***4.1 DATA MANAGEMENT FOR DATA ANALYSIS OF BIOMEDICAL***

We are portrayed when the examination is required in handling huge biomedical information. Investigates have been done and their method to tackle issues and handling huge biomedical information. The main issue, needed to depict, was sort of information. There are two kinds of information, organized and shapeless information. Organized information type was effectively arranged and handled by devices since it tends to be addressed as sections and lines of names. Organized information is social data sets and unstructured information type was something contrary to organized information. It is hard to change unstructured information to organized information. Email, pictures, and online media are a few instances of unstructured information.

#### ***4.2 THE IMPORTANCE OF DATA ANALYTICS IN IoMT***

We can gather as much information as we need, yet it won't help us on the off chance that we don't have any idea how to manage it. We want a unified, purposeful technique for social occasions, putting away, and assessing information so we can capitalize on it. Lately, information gathering in medical services settings has developed more smoothly. Not exclusively would the information be able to be used to work on everyday tasks and patient consideration; however it can likewise be utilized to work on prescient demonstrating. We can use both datasets to follow drifts and produce expectations rather than just checking out verifiable or present information. We can now make deterrent moves and screen the outcomes.

The charge for-administration model of medical services is rapidly becoming out of date. As of late, there has been a huge pattern toward prescient and precaution approaches in general well being because of a developing requirement for patient-driven, or esteem based, clinical treatment. This is made practical through information. Rather than basically regarding side effects as they emerge, professionals can detect patients who are at high danger of getting persistent ailments and intercede before they become an issue. Preventive treatment might assist with staying away from long haul troubles and exorbitant hospitalizations, bringing down costs for the professional, insurance agency, and patient.

Assuming hospitalization is required, information investigation can help clinicians in anticipating disease, declining, and readmission chances. This, as well, can help with bringing down costs and further developing patient outcomes [19]. Consider the impact on the COVID-19 pestilence therefore. The information is assessed progressively to more readily comprehend the infection's effects and anticipate future patterns, permitting us to slow the spread and keep away from future episodes.

### ***4.3 IOMT IN DATA MANAGEMENT***

Painless, non-meddlesome sensors are a necessary piece of versatile and long haul wellbeing observing frameworks. Progressively advantageous and subtle wearable sensors assist with observing an individual's wellbeing and prosperity without intruding on their every day exercises. Sensors can be put on various pieces of the body to quantify numerous physiological signs and boundaries, immediately while human attainment as well as development. Progresses in minimal expense registering and capacity gadgets joined with conservative, low-power wearable (sensors, actuators, radio wires and brilliant materials) and the most recent correspondence advances are headed straight toward minimal expense, unpretentious long haul wellbeing observing frameworks.

### ***4.4 MOBILE HEALTH AND SMART HOSPITALS***

Versatile Health (portable wellbeing) is an overall term for the utilization of cell phones and other remote innovation in clinical consideration. The most widely recognized utilization of mobile Health is the utilization of cell phones to instruct shoppers about preventive medical care administrations. Nonetheless, mobile Health is additionally utilized for infection observation, therapy support, pestilence flare-up following and constant illness the executives. Mobile Health is turning into a well known choice in underserved regions where there is an enormous populace and far reaching cell phone use. Not-for-profit associations like Mobile Health Alliance are pushing for expanded utilization of mobile Health in the creating scene.

Savvy emergency clinics empowered with the web of things and other adroitly associated gadgets that enhance according to the conditions. It additionally permits adaptability in the work process by which specialists and medical caretakers can convey passing the dividers of the clinics offering types of assistance all nonstop. Brilliant medical clinic programming improvement infers the utilization of shrewd innovation frameworks, savvy versatility frameworks, and brilliant frameworks for patients, staff, and hardware. Those frameworks give brilliant usefulness to regular articles like tablets and cell phones and clinical gadgets. The most widely recognized shrewd advances utilized in brilliant medical clinic programming are Wi-Fi, dynamic RFID, sensors, joining stages, versatile applications, wearables, and different dashboards. What's more obviously, brilliant clinic programming regularly use the force of large information and cloud advancements.

#### **Overseeing work processes and patient information**

1. Medical data frameworks mechanize the cycles fundamental to the clinical benefits - from anticipation and determination to therapy and restoration.
2. Radiological data frameworks, intended to help and oversee effort process within the divisions of emission diagnostics as well as atomic medication, join the working environments of doctors in one or a few radiological indicative strengths.

3. Research facility of the data framework is pointed toward expanding the effectiveness and nature of the clinical demonstrative lab as a feature of short term treatment and prophylactic organization, an emergency clinic, or a free clinical and indicative focus.

#### ***Assortment, stockpiling, and transmission of clinical information***

4. The framework for the assortment, documenting, stockpiling, and move of clinical information is intended to robotize the activity of symptomatic rooms and workplaces that work with clinical pictures.

#### ***Survey and handling symptomatic information***

5. Designed for master finding of oncology, cardiology, and neurological, vascular, dental, as well as different pathologies used by workstations of multiple function with various medical applications.

6. The framework gives the most extreme conceivable amount of representation instruments

#### ***Telemedicine administrations***

7. Telemedicine is a perplexing blend of specialized offices for directing distant meetings and assessments of patients.

8. The presentation of the gauge CNN was improved by tuning the boundaries to incorporate organization introduction and regularization. The proposed approach additionally incorporates information increase.

### ***4.5 DATA ANALYTICS IN IoMT***

Unavoidable wellbeing alludes to the most common way of following clinical prosperity and furnishing long haul clinical consideration with the utilization of trend setting innovations like wearable sensors. For instance, wearable screens are frequently utilized for estimating the drawn out adequacy of different treatment instruments. These techniques, nonetheless, face various difficulties, for example, information extraction from the enormous volumes of information gathered and ongoing handling.

Information investigation can be utilized in a few phases of medication disclosure and improvement to accomplish various objectives. In this area, one method for arranging information insightful methodologies depends on their application to pre-advertising and post-showcasing phases of the medication disclosure and advancement process. In the pre-promoting stage, information investigation centers around disclosure exercises, for example, observing signs that show relations among medications and targets, medications and medications, qualities and infections, protein and illnesses, and tracking down biomarkers. In the post-promoting stage a significant use of information examination is to track down signs of antagonistic incidental effects

for endorsed drugs . These strategies give a rundown of potential medication secondary effect affiliations that can be utilized for additional investigations. Section 18 gives more conversation of the uses of information examination for drug disclosures including drug-target collaboration expectation and pharmacovigilance.

Versatile imaging alludes to the utilization of convenient PCs, for example, cell phones or tablet PCs to store, envision, and to interact pictures with and without associations with waiters, the Internet, or the cloud. Today, versatile gadgets give adequate computational capacity to biomedical picture handling and savvy gadgets have been presented in the activity theater. While numerous methods for biomedical picture securing will forever require exceptional hardware, the normal camera is quite possibly the most broadly involved imaging methodology in emergency clinics. Portable innovation and shrewd gadgets, particularly cell phones, permits better approaches for simpler imaging at the patient's bedside and have the likelihood to be made into a symptomatic apparatus that can be utilized by clinical experts. Cell phones for the most part contain somewhere around one high-goal camera that can be utilized for picture development.

Clinical forecast frames are a basic part of advanced medical services. A few forecast models have been broadly examined and have been effectively conveyed in clinical practice [26]. Such models have had a colossal effect as far as finding and treatment of infections. Best regulated learning strategies that have been utilized for clinical expectation assignments fall into three classifications: (I) Statistical techniques like direct relapse, calculated relapse, and Bayesian models; (ii) Sophisticated strategies in AI and information mining, for example, choice trees and counterfeit neural organizations; and (iii) Survival models that plan to foresee endurance results. These procedures center on finding the basic connection between covariate factors, which are otherwise called traits and highlights, and a reliant result variable.

## 5. PROPOSED FRAMEWORK METHODOLOGY

The proposed arrangement of the biomedical data the board and assessment are generally used in the field of clinical things used in snare of clinical things. They deal with a couple of issues in the existing structure framework in biomedical data, the leaders in trap of Things. As a record structure the chief organizations provider, Hadoop was following some admirable people. One of them is the storm, so the Research has shown an assessment among the Hadoop-Storm and Kestrel-Kafka. This assessment was seen that Hadoop offers additional solutions intended for taking care of tremendous volumes and different wellsprings of data. Hadoop is a bunch organized, while the system is continuously centered.

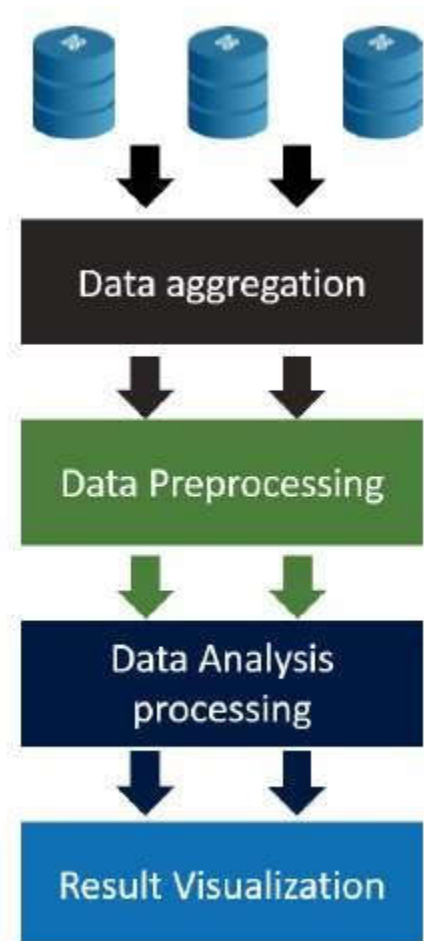
In case our system is progressing, the system is inclined toward because it has less lethargy than Hadoop which has high dormancy. They used Hadoop to counterfeit insight tasks, portrayal and gathering. In addition, I used an internet based AI framework to direct and deal with data. The accompanying security of issued data. There have been many audits that have been coordinated in insurance. For around twenty years, the most focused on assurance issues are packing and security structures. The data which we have taken care of from patients ought to be gotten, so there are no stresses over the issue of information disclosure and insurance that will impact the patients clearly. Impact to collect the patients record with isolations of couple for assurances, tutoring, or regardless, searching for an undertaking. The instrument for guaranteeing the data ends up being more irritating as the data could be taken care of in a scattered record system.

### *a) Data Aggregation*

Next to the collection of phase information, three cycles be performed, i.e. information securing, the information change, and information stockpiling. In information procurement, the same is pulled from different information sources. In the subsequent stage, the information is changed so the information is predictable, apparent and effectively broken down. In the last stage, the completed information put away the objective data and set changes like Hadoop disseminated document framework (HDFS) or as cloud [9]. Ordinarily, this stage utilized information distribution center procedures.

### *b) Data Preprocessing*

They performed the taking of data with full care of normalization of data and decline dimensionality done with step of data preprocessing. The customer was represented this stage was not much more taking care of huge amount of data collection. Data Preprocessing is must essential in all the data set used in system. They have data used was different scopes in normalization stages.



**Figure 4 : Proposed Methodology Architecture**

***c) Data Analysis Processing***

Information investigation handling process, did handling toward create specific data to improve and speed up the dynamic analyzer. A model is the grouping of illnesses for the picture information, the determination of infection indications that the patient looked at by the history of different patients. Instances of characterization tasks utilizing biomedical arrhythmias are arrhythmias arranged in light of the ECG signal. By utilizing AI arrhythmia characterization should consequently be possible. Cardiologists might benefit from outside input to make choices all the more rapidly to analyze cardiovascular illness (CVD). FLVQ-PSO strategy for naturally grouping arrhythmia. What's more, models examination handling that likewise should be possible is mitosis identification in bosom malignant growth histology pictures.

***d) Result Visualization***

It was imagined when the results was completely examination cycle was done. Patient medical records can be checked, cautions and preventively taken measures from the examiners. Examiners was significant the extraordinarily information collected. The stage joins security speculation, language plan and its execution. This stage gives gadgets to specialists and providers.



Also, the security frameworks have been made utilizations work based permission control (RBAC) and type prerequisite (TE) to do whatever it takes not to deliver sensitive data on the Map Reduce structure.

### 5.1 IoMT BASED BIOMEDICAL MEASUREMENT SYSTEMS

The principal benefit of Biomedical measurements system of Internet of Medical things is to give web based observations of a patient's wellbeing for a fast reaction in a crisis and to offer remote admittance to specialists to break down persistent important bodily functions, family members, and obviously the actual patients.

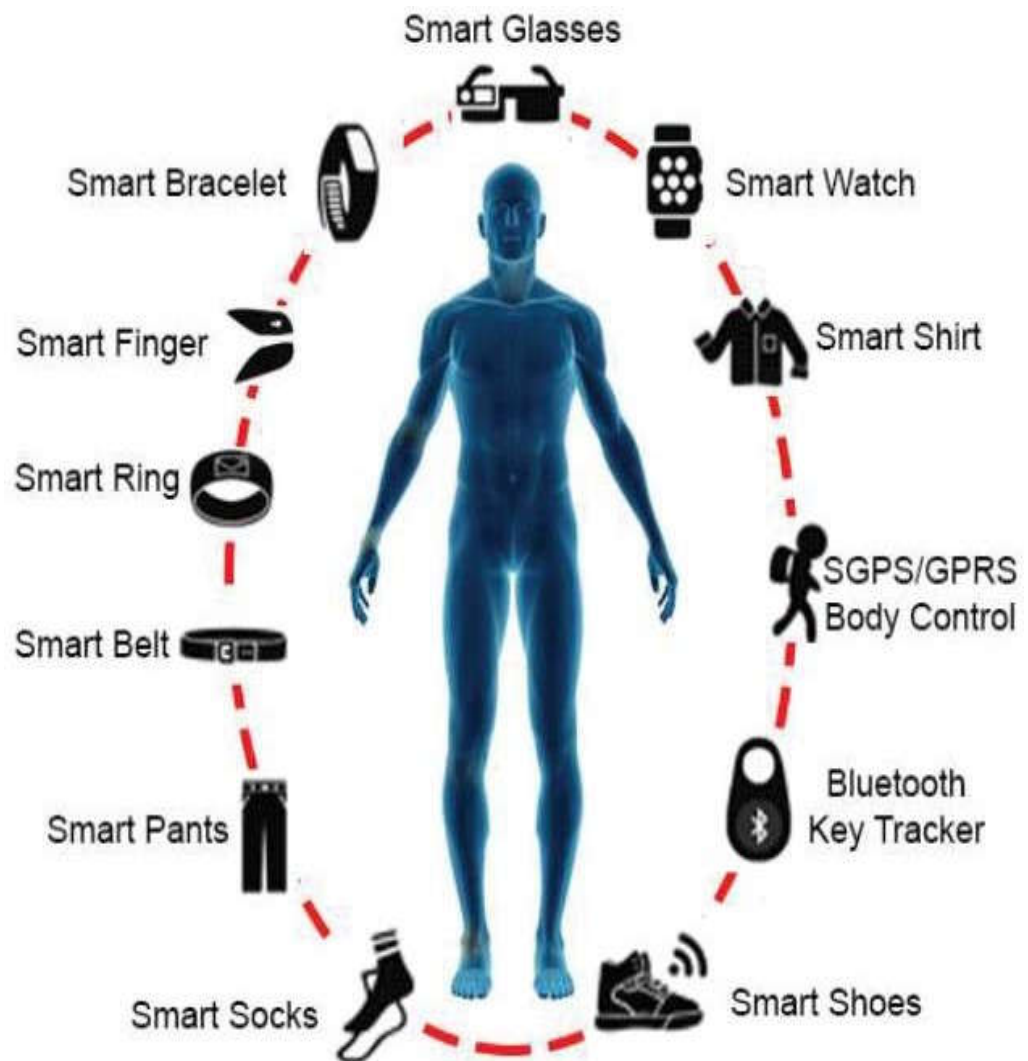


Figure 5: Smart biomedical measurement devices(smart wearable measurement devices)



**Figure 6: Smart biomedical measurement devices (implantable measurement devices)**

To this point, a few attributes average of IoMT based BMS are:

- (i) Do not upset the everyday existence schedule,
- (ii) Ready to create a convenient alert in a crisis,
- (iii) Utilize reasonable estimation gadgets.

As a result, the last points of an IoMT based BMS include:

- (i) Reduce the expense of hospitalization,
- (ii) Improve the general wellbeing costs
- (iii) Increment the autonomy and the personal satisfaction of matured individuals
- (iv) Help the consideration of hospitalized and basic patients.

The overall engineering for IoMT based framework is displayed in Figure. Uniquely in contrast to different models introduced in writing, that are explicit for the applications for whom they are planned, this is an overall design that reports the normal parts having a place with all the IoT based BMS:

- (I) Physical layer,
- (II) Data coordination layer,
- (III) Application administration /Presentation layer.

Physical layer of the IoMT based biomedical estimation framework generally utilize the wearable gadgets (smart watches, brilliant arm bands, glasses, etc ) to assess the crucial signs (pulse, beat rate, internal heat level, circulatory strain, oxygen fixation, lungs compression vol., glucose level, breath rate, etc ) from the subjects under checking.

## ***5.2 Advantages of IoMT Based Biomedical Data Management:***

### ***A. IoMT based BMS for heart infections***

The previous location of coronary illness is vital for saving human existence and IoMT could assume a fundamental part to accomplish this point. In the actual layer, IoMT based framework for the most part take various estimations, for example, chest torment, sugar focus level, cholesterol level, pulse and heartbeat rate, and other imperative signs by utilizing different of sensors, which are then pre-handled and encoded to send it to the Data incorporation layer through the web or cloud base servers . This information is then broken down by the specialist at the Application administration/Presentation layer on the portable application or site page. Furthermore, these days' further calculations in light of Artificial Intelligence are accessible and coordinated into the Data joining layer to further guide the specialist in the conclusion. For instance, utilizing the IoMT structure, a coronary illness forecast technique is introduced in the biomedical data management system. The framework first estimates cardiovascular information, for example, pulse, circulatory strain, beat rate, and so forth by utilizing savvy wearable pulse and blood observing gadgets, this cardiovascular information is then handled utilizing support vector machine SVM and send it to the cloud server utilizing WEKA system. An assessment precision is of 97.53%.

An IoT based BMS for coronary illness is introduced which utilizes an android application, pulsometer, and pedometer as a sensor to gather the information from the human body. Also, an ECG based coronary illness acknowledgment framework is introduced in which a portable application is utilized for continuous determination and checking of coronary supply route infection or coronary illness and this application raises caution at whatever point a crisis happens. The framework is equipped for anticipating coronary illness by utilizing a clever classifier and an AI calculation which are pre-prepared on the clinical information. The Authors have detailed a 100 percent discovery rate for checking calculation and characterization exactness of over 85%.

### ***B. IoMT based framework for pulse***

Serious issue of heartbeat that impacts more established normal person similarly because to immature adults, that should be screen and screen some other way it may incite a significant condition, for instance, cardiovascular breakdown or brain stroke. Consequently, circulatory strain ought to be step by step gazed upward by the patients and in a perfect world a couple of times a day. To make this task more direct for the patient, IoMT based heartbeat assessment system could help. A modified heartbeat assessment system using the oscillometric strategy is presented in Data Management. The structure is prepared for noticing occur that the pressure of diastolic and systolic, which be worn toward the describe vein circulatory strain. The characteristics are perpetually revived by using Wi-Fi on the database and can be gotten to form a good way, where this data is then appeared differently in relation to beforehand existing data with work on the precision of the results. The precision of the structure articulated by the Authors

is 7mmHg. An IoT based splendid structure is presented for assessing beat by using Electronic Blood Pressure Monitor (EBPM). The EBPM system gets the data from the human body and shows it to the customer. This data is then transported off the Application organization/Presentation layer using the Internet.

System is used to encourage a splendid heartbeat assessment structure, secured data of oscillometric are moved toward the clever mobiles meant for assessment in addition to insight. The system was examined that the precision is evaluated by differentiating its results and the contraption and the results show essentially similar execution, moreover this device agrees to the European Society of Hypertension International Protocol. It is a smart watch upheld by the FDA as a heartbeat assessment contraption. This contraption can evaluate BP by using an inflatable sleeve inside the smart watch armband. The smart watch sent the data to the Data coordination layer by using the web and subsequently further sent it to the Application organization/Presentation layer where open for the expert can get to it persistently. Also, an IoMT system IBP Aura life is presented for beat assessment by using a PDA. IBP Aura life removes the circulatory strain regarded from the Photo plethysmogram (PPG) signal, which is acquired by using streak driven light and a convenient camera. The structure is surveyed with standard BP assessing instruments and it is around 10-12 mmHg. In a splendid wristband is represented as a heartbeat assessment named as Dream Care Blood Pressure Monitoring Smart Bracelet. This contraption includes Bluetooth for data correspondence with the customer. Another contraption named as "Asus VivoWatch BP" is represented in which an Electrocardiogram (ECG) sensor on the back of the watch gets an ECG signal from the exterior of the watch for PPG signal assessment from the pointer. All the results are displayed the customer with the collection of data with taken care.

### **C. *IoMT based framework for cerebrum illnesses***

A few groups are impacted by cerebrum illnesses, for example, mind growths, dementia, migraine, cerebrum stroke, constant agony condition, and numerous others. The improvement of IoMT based BMS in the field of cerebrum infections is a shows potential answer used for the observation of experiencing of patients such illnesses, to ideal recognize such illnesses or to ideal identify that an emergency happens. Commonplace gadgets was utilized in the IoMT based BMS for brain related illnesses are ECG terminals, smart watches, galvanic skin reaction sensors, cameras. In this unique circumstance, a portion of the IoMT mind related BMSs are utilized for observing mind cues and afterward to create a caution for the situation when an emergency happens.

The outcome in the article shows an assessment precision of the neuro-degenerative boundary in the range 2 % - 5 %. IoT based BMS is accounted for in which profound mind reproduction strategy is utilized to accumulate the data of cerebrum exercises which then, at that point, passes to the Data reconciliation layer where heuristic tubu improved grouping secluded neural organization look at the data to foresee the progressions happening in cerebrum exercises. The exactness of the technique is assessed on test information and it is 98 %. An IoMT based

BMS is introduced utilizing a profound learning approach named as pressure lyses that is applied to identify the anxiety. The framework gains the feeling of anxiety boundary from the human body, for example, skin temperature, pulse, and sweat during active work. The assessment exactness in the reach 98.3% to 99.7% it is accounted for by Authors. An IoMT based BMS is introduced for the discovery of cerebrum cancers. The calculation named as Partial Tree is applied to perceive the cerebrum cancer from the underlying stage to the last stage. The exactness of the framework is approved by utilizing assessment strategies like accuracy, review, and F-measures. In seizure recognition IoMT framework is exhibited by utilizing a Discrete Wavelet Transform (DWT), Hjorthy boundaries, and a k-NN classifier. In this strategy, EEG signals are evacuated by utilizing DWT, and afterward Hjorth boundaries are separated from deteriorated signals, which are then characterized by utilizing the KNN technique. The article announced an assessment precision in the range 97.9 % to 100.0 %. An estimation of pulse is utilized to screen the anxiety of the patient. In this work, the BP esteems and heartbeat rate is shipped off the versatile to be handled and the outcomes are displayed on the screen to mindful the client about his anxiety.

#### ***D. IoMT based framework for glucose illness***

Diabetic or glucose illness happens when the human body is debilitated to deal with glucose . Thus, patients that experience the ill effects of this infection need ordinary tests of the blood glucose level and deal with their eating regimen to monitor this illness. Despite the fact that a lot of gadgets are accessible to test the glucose at home, they are not reasonable to give inputs from specialists. The new examination is committed to apply IoMT worldview to defeat this issue with the intent to permit the sharing of estimation information with doctors and afterward giving quick criticism to patients. A portion of the accessible IoMT based BMS these days is examined in the accompanying passage. In this framework, the transmission recovered from the association of radio recurrence signal with organic tissues is initially portrayed and afterward checked. The assessment of the grouping of the blood glucose is performed by applying an appropriate relapse model on the sign acquired by the light absorbance at 940 nm frequency of the blood in a fingertip.

#### ***E. IoMT based framework for different illnesses***

An IoMT framework to screen the senior individuals at their house is introduced by getting the data of the patient's development with an accelerometer. A brilliant wheelchair is created for the fall recognition of senior individuals by observing the state of being and movement of the individual at their home. The specialist gets the cautions from a distance by an alert framework in the medical clinic at whatever point any fall identification happens. In this framework, the tooth chip is put through documenting inside the mouth that assemble the data and dissect the food quality by utilizing bacterial advancement and versatile profound neural organization.

### **CONCLUSION:**

The field of medical services information examination has seen critical steps as of late on account of equipment and programming advances, which have expanded the simplicity of the information assortment process. The progression of the field has, in any case, confronted various difficulties in view of its interdisciplinary nature, security requirements in information assortment and dispersal components, and the innately unstructured nature of the information. Sometimes, the information might have extremely high volume, which requires continuous investigation and bits of knowledge. Sometimes, the information might be mind boggling, which might require specific recovery and scientific strategies. Advances in information assortment advances, which have empowered the field of investigation, likewise present new difficulties due to their effectiveness in gathering a lot of information. The procedures utilized in the medical care space are additionally extremely assorted as a result of the intrinsic varieties in the fundamental information type. This book gives an extensive outline of these various parts of medical care information investigation, and the different examination provokes that actually should be tended to Utilizing the bits of knowledge acquired from IoT information could work on quiet consideration. Thus information investigation and IoMT are blasting fields and fundamental in overseeing information. IoMT based Biomedical Measurement System (IoMT-BMS) assume a significant part for the analysis of different infections, for example, pulse, coronary failure, mind growth, Alzheimer, Parkinson, epilepsy, etc, just as broadly utilized for medical services observing, checking of illness movement, and in biomedical exploration. The quick development and expanding request of IoMT-BMS in current way of life make it fundamental that these frameworks should be exact, quick, easy to use, permit solace to the wearer, and give soundness and precision even in the cruel climate. In view of these normal necessities, researchers are attempting to work on these BMS and giving new arrangements. This cutting edge plans to animate the examination in this field and offers an overall outline for certain features about the IoT based BMS for explicit infections. The paper has additionally featured the significant moves that should be tended to inside the current situation. Such issues will open the way to think of new multidisciplinary ways to deal with configuration better IoMT frameworks, and accordingly, prompts guarantee the nonstop checking of human wellbeing, opportune age of alert on one hand and the protection of the clients on the other.

## REFERENCES:

1. Joyia, Internet of medical Things (IOMT): Applications, benefits and future challenges in healthcare domain, *Journal of Communication*, 12, 240–247, 2017.
2. Ahmed, F., An Internet of Things (IoT) application for predicting the quantity of future heart attack patients, *International Journal of Computational and Application*, 164, 36-40, 2017.
3. Malasinghe, L.P., Remote patient monitoring: a comprehensive study, *Journal of Ambient Intelligence and Humanized Computing*, 10, 57-76, 2019.
4. MohanaPriya, D., Real Time Face Matching with Document Image Using Transfer Learning, *Design Engineering*, 8,1204-1214,2021.
5. Wang, Bloss Cheng, and Jiang. X., Big data privacy in biomedical research, *IEEE Transactions on Big Data*, 99, 18–25, 2016.
6. Din, et.al. [Authors are Din, Ghayvat, Paul,Ahmad, Rathore and Shafi] , Architecture to analyze big data in the internet of things, *International Conference on Sensing Technology (ICST)*, 677–682, 2019.
7. Sirinukunwattana, K. and Tsang, D. R. J., Locality sensitive deep learning for detection and classification of nuclei in routine colon cancer histology images, *IEEE Transactions on Medical Imaging*, 35, 1196–1206, 2016.
8. Yaacoub, Y., Securing Internet of Medical Things systems: Limitations, issues and recommendations, *Future Generation Computational System*, 105, 581–606, 2020.
9. MohanPriya, D., Towards a Privacy Preserving Voting System through Blockchain Technologies, *IEEE - International Conference on Systems Computation Automation and Networking*, 2021.
10. P.Mathivanan “Home Automation using Smart Mirror Technology” was published in “IEEE -International Conference on Systems Computation Automation and Networking, ICSCAN-2019”.
11. Bhushan, D., Security challenges for designing wearable and IoT solutions, in *A Handbook of Internet of Things in Biomedical and Cyber Physical System, (Intelligent Systems Reference Library)*, 109-138,2021, chap 6.

12. Pesapane, Regulatory issues for artificial intelligence in radiology, in *Precision Medicine for Investigators, Practitioners and Providers*, J. Faintuch and S. Faintuch, , U.K, 2020, chap 52.
13. P.Mathivanan “IoT Based Real Time Healthcare Monitoring System and Visualization” was published in “IEEE -International Conference on Systems Computation Automation and Networking, ICSCAN-2020” held on July 2020 at Manakula Vinayagar Institute of Technology, Puducherry. DOI:10.1109/ICSCAN49426.2020.9262278.
14. MohanaPriya, D., A Real Time Support System to Impart Medicine Using Smart Dispenser, *IEEE - International Conference on Systems Computation Automation and Networking*, 2020.
15. Esposito, C. Santis, A. and Tortora G., Blockchain: A panacea for healthcare cloud based data security and privacy, *IEEE Cloud Computational*, 5, 31–37, 2018.
16. Varalakshmi, I. and Thenmozhi, M. , Mitigation of DDoS attack using Machine Learning Algorithms in SDN\_IoT environment, *Design Engineering*(Toronto) ,8,4381-4390 , 2021.
17. Girardi F.et.al, [ Authors are Girardi, Gennaro, Colizzi. and Convertini], Improving the healthcare effectiveness: The possible role of EHR, IoMT and blockchain, *Journal of Electronics*, 9, 884-900, 2020.
18. Varalakshmi, I. and Sivaraj, Smart Dumpster Monitoring System Using Efficient Route-Finding Algorithm, *IEEE-International Conference on Systems Computation, Automation and Networking* 2019.
19. P.Mathivanan “Intelligent Content Based Image Retrieval Model Using Adadelata Optimized Residual Network” was published in “IEEE -International Conference on Systems Computation Automation and Networking, ICSCAN-2021” held on July 2021 at Manakula Vinayagar Institute of Technology, Puducherry. DOI: 10.1109/ICSCAN53069.2021.9526470
20. Yanambaka, V. P., Abdelgawad A. and Yelamarthi K., PIM: A PUF based host tracking protocol for privacy aware contact tracing in crowded areas, *IEEE Consumption Electronics and management*, 2021.



21. Lalmuanawma, S., Hussain J. and Chhakchhuak L., Applications of machine learning and artificial intelligence for Covid-19 (SARS-CoV-2) pandemic: A review, *Chaos Solitons Fractals*, 139, 110059, 2020.
22. Pakdel, R. and Herbert J., Scalable cloud-based analysis framework for medical big-data, *IEEE 40th Annual Computer Software and Applications Conference (COMPSAC)*, 2, 647–652, 2016.
23. Turabieh, H., Abu Salem A. and Abu-El-Rub N., Dynamic L-RNN recovery of missing data in IoMT applications, *Future Generation and Computational System*, 89, 575–583, 2018.
24. MohanaPriya D., Instantaneous Articulate Seeker for Cryptographic cloud storage, *IEEE - International Conference on Systems Computation Automation and Networking*, 2019.
25. Sengupta, Ruj and Bit S.D, A comprehensive survey on attacks, security issues and blockchain solutions for IoT and IIoT, *Journal of networking computational system*, 149, 1–20, 2020.